



Revenue Trends Report

(dollar amounts in millions)

Through
June 2012

	<u>Monthly Revenues</u>		<u>Three Month Total^b</u>		<u>Quarterly Growth Rates^a</u>				<u>Twelve Month Total^b</u>	
	<u>June 2012</u>	<u>Percent Change^a</u>	<u>June 2012</u>	<u>Percent Change^a</u>	<u>2012 Q1</u>	<u>2011 Q4</u>	<u>2011 Q3</u>	<u>2011 Q2</u>	<u>June 2012</u>	<u>Percent Change^a</u>
<u>Total General Fund</u>	<u>2,783.1</u>	<u>-13.5%</u>	<u>8,097.7</u>	<u>-2.3%</u>	<u>2.4%</u>	<u>2.8%</u>	<u>0.6%</u>	<u>7.3%</u>	<u>27,678.0</u>	<u>0.7%</u>
<u>Total Tax Revenue</u>	<u>2,663.5</u>	<u>-4.0%</u>	<u>7,766.0</u>	<u>1.4%</u>	<u>2.4%</u>	<u>3.5%</u>	<u>3.7%</u>	<u>9.3%</u>	<u>27,148.6</u>	<u>2.6%</u>
<u>Total Corporation Taxes</u>	<u>651.0</u>	<u>29.5%</u>	<u>1,318.7</u>	<u>2.9%</u>	<u>3.0%</u>	<u>-7.5%</u>	<u>2.4%</u>	<u>20.4%</u>	<u>4,963.8</u>	<u>1.5%</u>
Accelerated Deposits	1.7	n.a.	(15.1)	n.a.	n.a.	n.a.	n.a.	n.a.	7.1	n.a.
Corporate Net Income	474.4	42.5%	817.7	-6.7%	1.5%	-14.5%	1.8%	32.0%	2,021.3	-5.2%
Capital Stock & Fran.	130.4	-10.2%	302.0	2.2%	6.5%	1.9%	-3.0%	-1.3%	836.3	2.1%
<u>Selective Business Total</u>	<u>44.5</u>	<u>71.2%</u>	<u>214.0</u>	<u>93.1%</u>	<u>1.9%</u>	<u>76.0%</u>	<u>31.1%</u>	<u>5.8%</u>	<u>2,099.0</u>	<u>8.2%</u>
Gross Receipts	22.6	44.4%	105.6	252.7%	0.6%	122.2%	56.4%	184.3%	1,330.0	8.6%
Utility Property	0.4	2081.7%	25.0	-22.2%	2061.2%	48.8%	-12.0%	-15.0%	28.7	-16.6%
Insurance Premium	17.7	128.7%	74.1	88.8%	-0.6%	-79.9%	-52.8%	-4.4%	457.9	6.8%
Financial Institution	3.2	53.8%	4.9	-0.9%	14.3%	36.6%	24.7%	-53.3%	272.4	14.7%
Other Sel. Business	0.7	27.9%	4.3	-3.0%	-51.9%	49.2%	4.1%	-5.0%	10.0	-26.2%
<u>Total Consumption Taxes</u>	<u>899.4</u>	<u>-20.0%</u>	<u>2,629.1</u>	<u>-5.3%</u>	<u>4.8%</u>	<u>6.4%</u>	<u>3.0%</u>	<u>11.1%</u>	<u>10,166.2</u>	<u>1.9%</u>
<u>Sales and Use Total</u>	<u>777.7</u>	<u>-22.3%</u>	<u>2,265.5</u>	<u>-6.4%</u>	<u>5.7%</u>	<u>7.2%</u>	<u>3.5%</u>	<u>13.2%</u>	<u>8,772.3</u>	<u>2.1%</u>
Nonmotor	678.0	-24.8%	1,952.9	-7.8%	4.1%	6.2%	3.6%	14.5% ^c	7,611.7	1.1% ^c
Motor Vehicle	99.7	0.1%	312.6	3.9%	17.2%	14.8%	3.2%	4.4%	1,160.6	9.2%
Cigarette	94.0	-4.1%	283.2	0.3%	-2.8%	1.4%	-1.3%	-2.1%	1,069.9	-0.5%
Malt Beverage	2.5	5.8%	6.8	1.2%	5.9%	-4.5%	-1.8%	-4.3%	25.9	-0.1%
Liquor	25.2	13.7%	73.6	7.4%	7.1%	4.2%	5.1%	3.9%	298.1	5.8%
<u>Total Other Taxes</u>	<u>1,113.1</u>	<u>-3.0%</u>	<u>3,818.2</u>	<u>6.0%</u>	<u>0.1%</u>	<u>3.5%</u>	<u>4.7%</u>	<u>4.5%</u>	<u>12,018.6</u>	<u>3.7%</u>
<u>Personal Income Total</u>	<u>995.3</u>	<u>-3.3%</u>	<u>3,479.6</u>	<u>5.9%</u>	<u>-0.1%</u>	<u>3.4%</u>	<u>4.3%</u>	<u>4.3%</u>	<u>10,800.5</u>	<u>3.5%</u>
Withholding	653.7	-9.8%	2,049.3	3.6%	4.1%	2.8%	3.6%	-5.0% ^c	8,296.3	3.5%
<u>Nonwithholding</u>	<u>341.6</u>	<u>12.2%</u>	<u>1,430.3</u>	<u>9.5%</u>	<u>-15.1%</u>	<u>9.6%</u>	<u>8.1%</u>	<u>22.5%</u>	<u>2,504.2</u>	<u>3.4%</u>
Quarterly	274.6	11.5%	544.6	15.2%	-21.0%	5.2%	8.2%	18.8%	1,381.9	0.1%
Annuals	67.0	15.0%	885.7	6.3%	12.8%	18.6%	7.4%	24.7%	1,122.3	7.7%
Realty Transfer	28.8	-2.1%	80.9	12.9%	0.7%	4.4%	0.5%	-14.8%	292.2	4.7%
Inheritance	71.5	-10.8%	225.6	3.0%	2.7%	1.2%	4.3%	5.3%	827.7	2.8%
Table Games	9.2	39.4%	24.0	9.8%	24.9%	32.9%	132.0%	n.a.	95.0	38.4%
Minor and Repealed	8.2	278.5%	8.1	48.9%	1715.9%	121.0%	-71.7%	-20.6%	3.2	-51.5%
<u>Total Nontax Revenue</u>	<u>119.6</u>	<u>-73.1%</u>	<u>331.7</u>	<u>-47.4%</u>	<u>-0.9%</u>	<u>-49.6%</u>	<u>-69.5%</u>	<u>-11.7%</u>	<u>529.4</u>	<u>-48.9%</u>
Liquor Store Profits	80.0	-23.8%	80.0	-23.8%	n.a.	n.a.	n.a.	0.0%	80.0	-23.8%
Lic, Fees & Misc - Total	24.5	-92.7%	224.7	-56.9%	-10.7%	-70.2%	-73.8%	-14.3%	383.0	-58.2%
Fines, Pen & Int - Total	15.1	747.3%	27.0	438.3%	256.6%	348.5%	200.0%	159.5%	66.4	321.8%

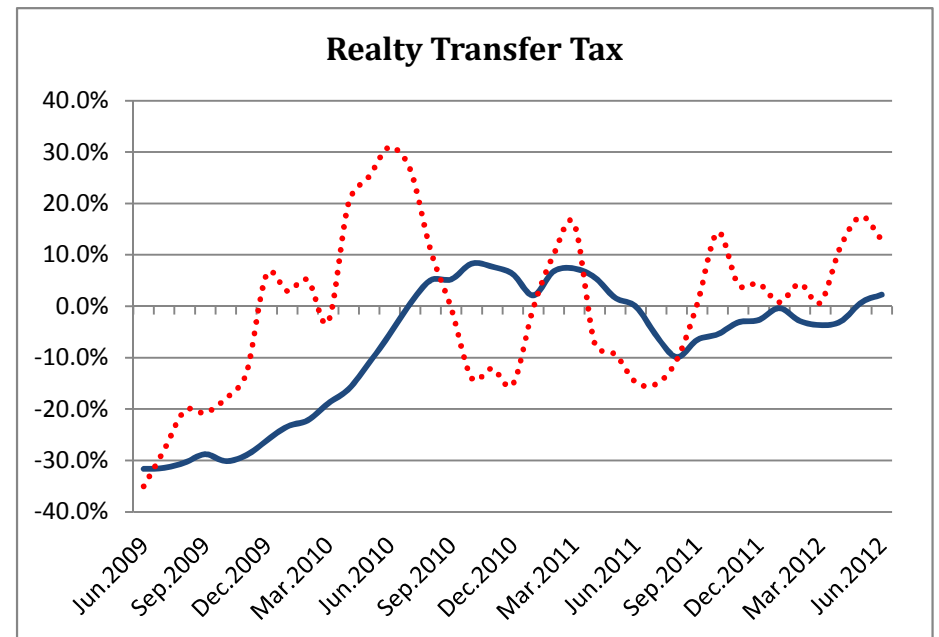
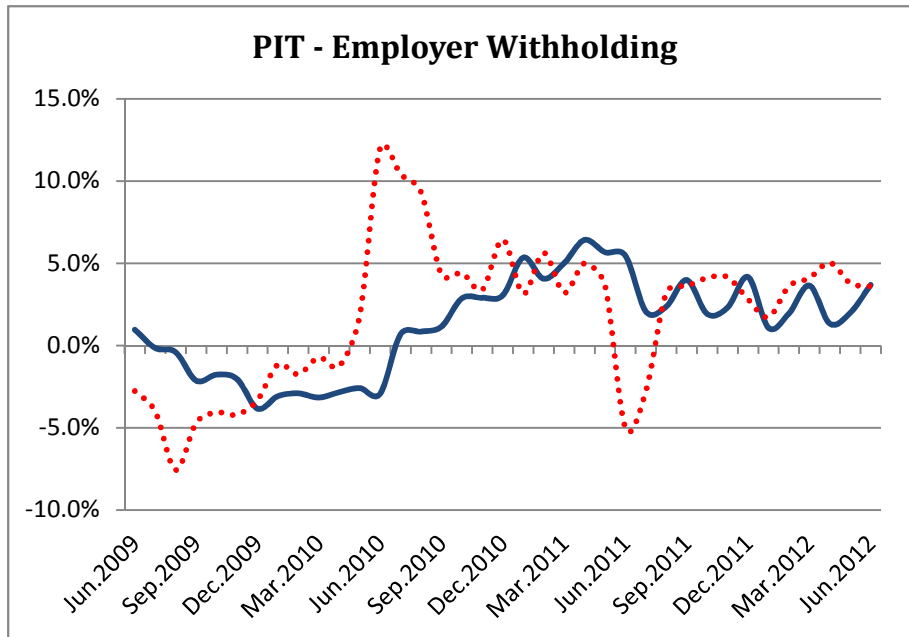
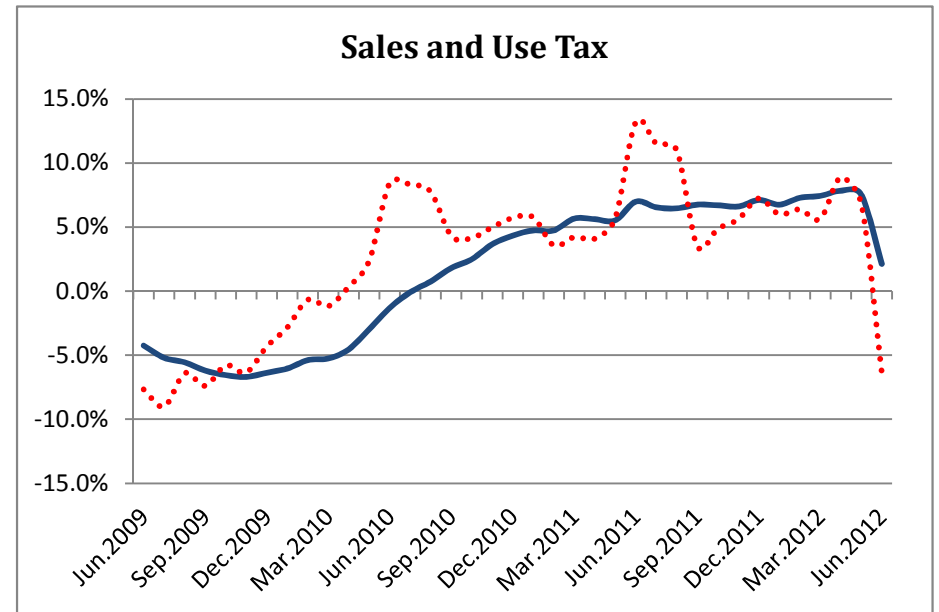
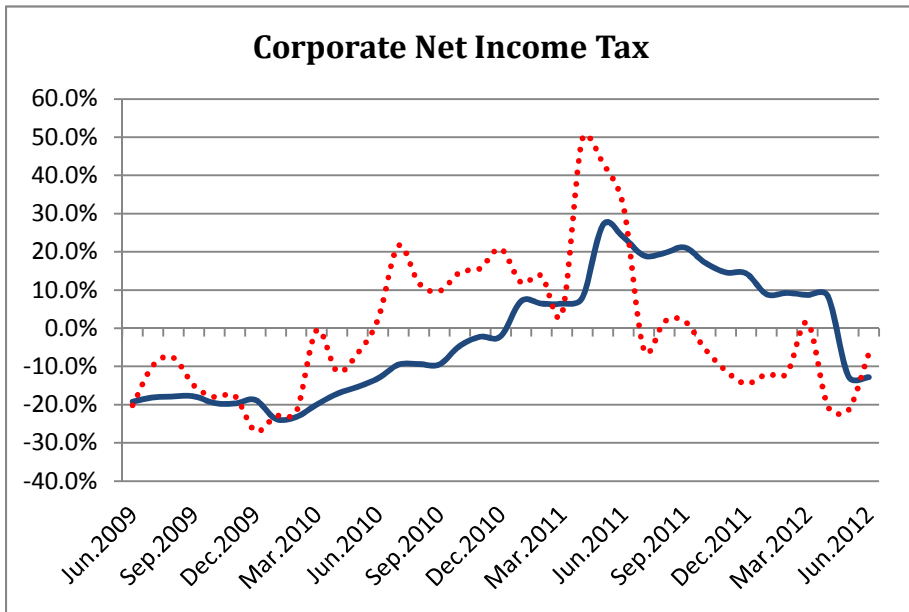
^a compared to the same period in the prior year; ^b the three or twelve most recent months, as applicable; ^c statutory changes significantly affect these growth rates



Three and Twelve-Month Revenue Growth Trends

compared to the same period in the prior year

Through
June 2012



dotted line = 3 month growth rate solid line = 12 month growth rate